

Prepare Your School for Reopening During COVID-19

Let us help you prepare your school for reopening during COVID-19. Following CDC protocols, we provide the products and programs you need in place for student and staff well-being and safety.

Complete Hand Hygiene Program

Implement our Symmetry Hand Hygiene Program that includes products, dispensers, and customized tools to promote education, awareness, and motivation to practice proper hand hygiene.



Hand Hygiene Product and Dispenser Plan

*With every purchase of 2 cases of Symmetry hand sanitizer product receive 3 Symmetry mounted dispensers.



Symmetry hand hygiene products, mounted dispensers, and customizable tools that cater to your school's needs.




550 mL Pump Bottles

Enhanced Cleaning and Disinfecting Program



Frequently clean and disinfect high touch objects, surfaces and areas using our **EPA recognized emerging pathogen disinfectants** approved for use during COVID-19. Our Eco® Proportioning Program is fully integrated with effective, hermetically sealed products, including EPA emerging pathogen disinfectants, for any application.



Microban Antimicrobial Product Floor Protection

Provide an added level of 24/7 proactive protection against damaging microbes with Clarion® 25 Microban Antimicrobial Floor Finish and Arena® 300 Microban Antimicrobial Wood Floor Coating.




Honors Training Program


Receive in-depth training, presenting the proper products and procedures to meet your school's highest cleaning standards complete with online training videos, step-by-step manuals, tests, presentations, product literature, and customized training wall charts.

BUCKEYE HONORS PROGRAM

Routine Cleaning

5-Step Standardized Cleaning Process





1. High Dust




Clean in a clockwise pattern around the room from high to low.

2. Spot Clean/Remove Graffiti



Spot clean all nonporous surfaces with a Buckeye All-Purpose Cleaner. Clean glass, acrylic plastic and white dry-erase boards with a Buckeye Glass Cleaner. Spray tough soils with a Buckeye Muscle Cleaner. Let it dwell 2-3 minutes. For stubborn stains, agitate the area and then wipe it clean with a paper towel.

3. Dust Mop or Sweep



Scrape up items stuck to the floor with a putty knife, being careful not to gouge the floor.

Equipment Care

Clean and store equipment after completing Routine Cleaning procedures:


- Rinse mop heads and hang them to dry.
- Rinse buckets and wringers.
- Place dirty dust mop heads in a laundry bag.
- Treat new mop heads with a Buckeye Dust Mop Treatment.
- Wipe down all equipment including electrical cords.
- Check electrical cords for frayed or cracked wires or missing ground pins. Report any problems to your supervisor and do not use the equipment.
- If using an auto-scrubber, empty the recovery tank, clean the squeegee blade, and inspect it for damage. Report any damaged or worn equipment to your supervisor.
- Refill or change out products when necessary, or inform your supervisor.

4. Empty Trash



Do not push down on trash as there may be sharp objects in the trash bag.

5. Damp Mop



Post "Wet Floor" signs at the area entrance. Outline the area with a damp mop and fill in using a figure-8 technique.

Social Distancing Signage

Apply clearly marked customized social distancing signage at entrances, on floors, on walls, in hallways, in classrooms, in cafeterias, and more.



Social Media Support

Share with parents and the community the comprehensive measures your school is implementing to prepare for reopening during COVID-19 via social media. **We can work with you to develop customized graphics for posting.**



Screen Motion Graphics

Feature customized motion graphics and important COVID-19 related information and protocols on school screens and monitors in hallways, classrooms, cafeterias, and other common areas.

During these uncertain times, you can be certain we are committed to providing the products and customized programs your school needs to meet the highest cleanliness and preparedness standards.

