

U.S. Census Bureau
Atlanta Region

Mr. George Grandy, Jr.
Regional Director

May 16, 2020

MISSISSIPPI

2020 Census Self-Response Weekly Highlights



Superintendent Promotes Census to Schools and Congregation

Rodriguez F. Broadnax, the superintendent of Noxubee County School District, recently went live on Facebook to encourage each parent or guardian to complete their 2020 Census. He also committed to distributing SIS coloring books to the kindergarten through third grade students through their lunch feeding program. Broadnax is also the pastor of Tabernacle Baptist Church in Macon, the largest church in that city. He encourages each member to complete their Census during the weekly Bible study and Sunday service.



Community Action Staffer goes Live

Ora Jackson, the family service coordinator for the Bolivar County Community Action Agency, recently completed a Facebook Live message to empower residents in Bolivar County to complete the 2020 Census. She has committed to completing a Facebook Live post every week.



Gulf Coast Throws a Virtual Watch Party for Census

The Coast-Wide Dr. Martin Luther King, Jr. Celebration Committee hosted a Facebook Live House Party with DJ Mixx Maestro on Census Day. There was a Census banner set up behind the DJ, and he included the Census Song in his mix for the show. He encouraged viewers to respond to the Census throughout the show, which was watched by 2,892 people and the final video was seen by 1,496 people and shared 134 times.

Mississippi
Self-Response

54.9%

National
Self-Response

59.5%

STATE OF MISSISSIPPI RANKING BY COUNTY

Self-Response Rate as of 5.16.2020

1 Madison, Mississippi	66.3%	28 Panola, Mississippi	53.6%	54 Clarke, Mississippi	49.2%
1 DeSoto, Mississippi	66.3%	29 Tippah, Mississippi	53.5%	56 Oktibbeha, Mississippi	48.2%
3 Rankin, Mississippi	62.7%	29 Hancock, Mississippi	53.5%	57 Tishomingo, Mississippi	47.7%
4 Jackson, Mississippi	61.5%	31 Stone, Mississippi	53.2%	57 Covington, Mississippi	47.7%
5 Union, Mississippi	60.9%	32 Copiah, Mississippi	53.1%	59 Coahoma, Mississippi	47.2%
6 Tate, Mississippi	60.8%	33 Neshoba, Mississippi	52.9%	60 Bolivar, Mississippi	47.0%
7 Harrison, Mississippi	59.7%	34 Sunflower, Mississippi	52.6%	61 Holmes, Mississippi	46.4%
8 Lee, Mississippi	59.5%	34 Montgomery, Mississippi	52.6%	62 Lafayette, Mississippi	46.2%
9 Lowndes, Mississippi	59.3%	36 Scott, Mississippi	52.5%	63 Kemper, Mississippi	45.7%
9 Itawamba, Mississippi	59.3%	36 Pearl River, Mississippi	52.5%	64 Jefferson Davis, Mississippi	45.1%
11 Winston, Mississippi	58.1%	38 Simpson, Mississippi	52.4%	65 Greene, Mississippi	44.8%
12 Prentiss, Mississippi	57.6%	39 Webster, Mississippi	52.3%	66 Lawrence, Mississippi	44.1%
12 Lamar, Mississippi	57.6%	39 Marion, Mississippi	52.3%	67 Claiborne, Mississippi	43.9%
12 Alcorn, Mississippi	57.6%	41 Yalobusha, Mississippi	52.2%	68 Calhoun, Mississippi	42.7%
15 Monroe, Mississippi	57.5%	41 Grenada, Mississippi	52.2%	69 Perry, Mississippi	41.4%
16 Hinds, Mississippi	57.4%	43 Yazoo, Mississippi	52.0%	70 Smith, Mississippi	41.0%
17 Warren, Mississippi	57.0%	43 George, Mississippi	52.0%	71 Amite, Mississippi	40.2%
18 Chickasaw, Mississippi	56.9%	45 Wayne, Mississippi	51.7%	72 Noxubee, Mississippi	40.0%
19 Pontotoc, Mississippi	56.8%	45 Leflore, Mississippi	51.7%	73 Sharkey, Mississippi	39.5%
20 Adams, Mississippi	55.9%	47 Washington, Mississippi	51.2%	74 Quitman, Mississippi	38.9%
21 Newton, Mississippi	55.7%	48 Jones, Mississippi	51.1%	75 Carroll, Mississippi	38.1%
21 Marshall, Mississippi	55.7%	48 Attala, Mississippi	51.1%	76 Jefferson, Mississippi	35.9%
23 Forrest, Mississippi	55.6%	50 Walthall, Mississippi	50.9%	77 Tunica, Mississippi	34.8%
24 Clay, Mississippi	55.5%	51 Choctaw, Mississippi	50.3%	78 Franklin, Mississippi	34.0%
25 Lincoln, Mississippi	55.0%	52 Humphreys, Mississippi	49.6%	79 Jasper, Mississippi	33.7%
25 Leake, Mississippi	55.0%	53 Benton, Mississippi	49.5%	80 Tallahatchie, Mississippi	29.3%
27 Lauderdale, Mississippi	53.9%	54 Pike, Mississippi	49.2%	81 Issaquena, Mississippi	27.9%
				82 Wilkinson, Mississippi	23.2%

Please respond online or by phone:

MY2020CENSUS.GOV

1.844.330.2020

SELF-RESPONSE RATES FOR CONGRESSIONAL DISTRICTS

STATE OF MISSISSIPPI



Trent Kelly
District 1
56.9%



Benny Thompson
District 2
51.1%

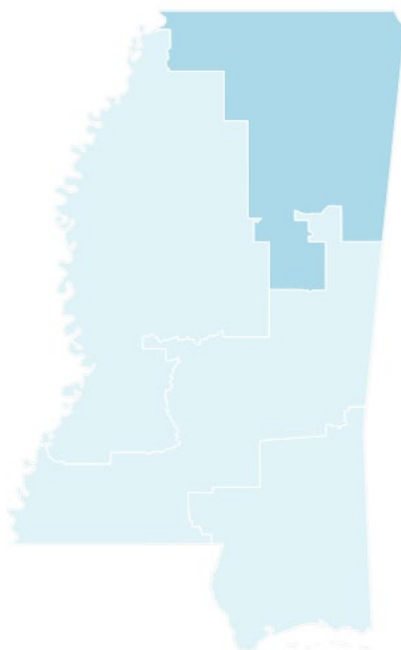


Michael Guest
District 3
52.8%

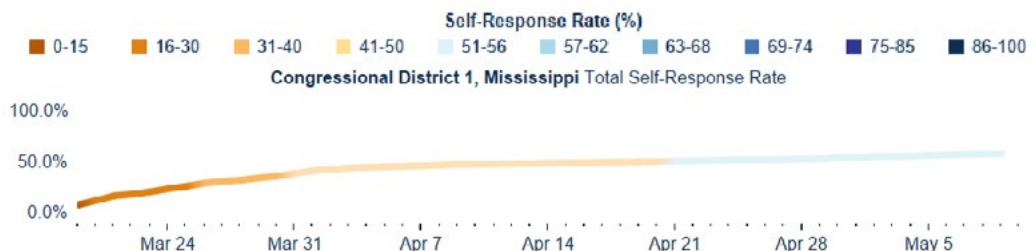
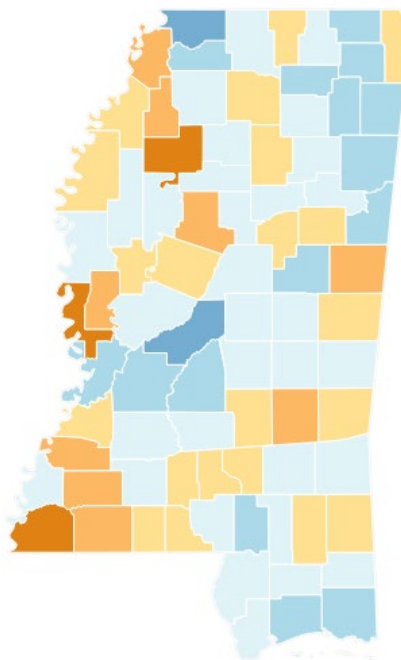


Steven Palazzo
District 4
55.1%

Congressional



County



Please respond online or by phone:

MY2020CENSUS.GOV

1.844.330.2020